













Sarasota (SS)

- County Snapshot

	Sarasota County	Trend(Click for info)	Error Margin	Top U.S. Performers*	Florida	Rank (of 67)
Health Outcomes						8
Length of Life						15
Premature death	7,158		6,789-7,526	5,317	7,310	
Quality of Life						6
Poor or fair health	12%		10-15%	10%	16%	
Poor physical health days	3.2		2.5-3.9	2.5	3.7	
Poor mental health days	4.1		3.2-5.1	2.4	3.8	
Low birthweight	7.3%		7.0-7.7%	6.0%	8.7%	
Health Factors						4
Health Behaviors						9
Adult smoking	19%		16-22%	14%	18%	
Adult obesity	20%		18-23%	25%	26%	
Food environment index	7.6			8.7	7.2	
Physical inactivity	19%		17-22%	21%	24%	
Access to exercise opportunities	79%			85%	78%	
Excessive drinking	17%		15-20%	10%	16%	
Alcohol-impaired driving deaths	30%			14%	29%	
Sexually transmitted infections	257			123	399	
Teen births	30		29-32	20	38	
Clinical Care						3
Uninsured	23%		21-24%	11%	25%	
Primary care physicians	1,300:1			1,051:1	1,426:1	
Dentists	1,478:1			1,439:1	1,981:1	

	Sarasota County	Trend(Click for info)	Error Margin	Top U.S. Performers*	Florida	Rank (of 67)
Mental health providers	710:1			536:1	910:1	
Preventable hospital stays	36		34-37	46	64	
Diabetic screening	87%		84-89%	90%	84%	
Mammography screening	76%		73-78%	71%	68%	
Social & Economic Factors						14
High school graduation	71%				70%	
Some college	58%		55-60%	70%	60%	
Unemployment	8.6%			4.4%	8.6%	
Children in poverty	22%		17-26%	13%	26%	
Inadequate social support	17%		14-20%	14%	22%	
Children in single-parent households	35%		32-38%	20%	37%	
Violent crime	387			64	556	
Injury deaths	79		75-83	49	70	
Physical Environment						14
Air pollution - particulate matter	10.6			9.5	11.4	
Drinking water violations	2%			0%	4%	
Severe housing problems	21%		20-22%	9%	22%	
Driving alone to work	81%		80-83%	71%	79%	
Long commute - driving alone	27%		25-28%	15%	37%	

2014

* 90th percentile, i.e., only 10% are better.

Note: Blank values reflect unreliable or missing data

- Additional Measures

	Sarasota County	Florida
Demographics		
Population	386,147	19,317,568
% below 18 years of age	15%	21%
% 65 and older	32%	18%
% Non-Hispanic African American	5%	15%
% American Indian and Alaskan Native	0%	0%
% Asian	1%	3%
% Native Hawaiian/Other Pacific Islander	0%	0%
% Hispanic	8%	23%
% Non-Hispanic white	85%	57%
% not proficient in English	2%	6%
% Females	52%	51%
% Rural	4%	9%
Health Outcomes		
Diabetes	10%	10%
HIV prevalence rate	229	593
Premature age-adjusted mortality	301	341
Infant mortality	4	7
Child mortality	42	62
Health Behaviors		
Food insecurity	14	19
Limited access to healthy foods	6%	7%
Motor vehicle crash deaths	14	16
Drug poisoning deaths	21	15
Health Care		
Uninsured adults	26%	29%
Uninsured children	13%	12%

	Sarasota County	Florida
Health care costs	\$9,706	\$11,187
Could not see doctor due to cost	15%	17%
Other primary care providers	1,650:1	1,643:1
Social & Economic Factors		
Median household income	\$48,239	\$45,006
Children eligible for free lunch	41%	49%
Homicide rate	4	6

* Data supplied on behalf of state

Note: Blank values reflect unreliable or missing data